
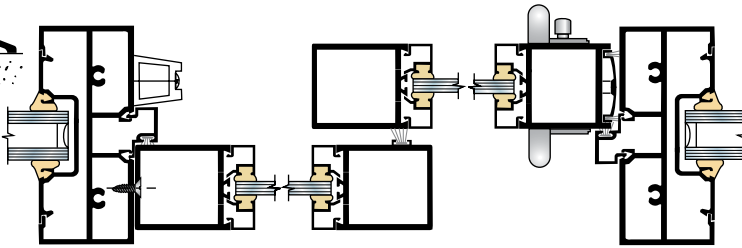
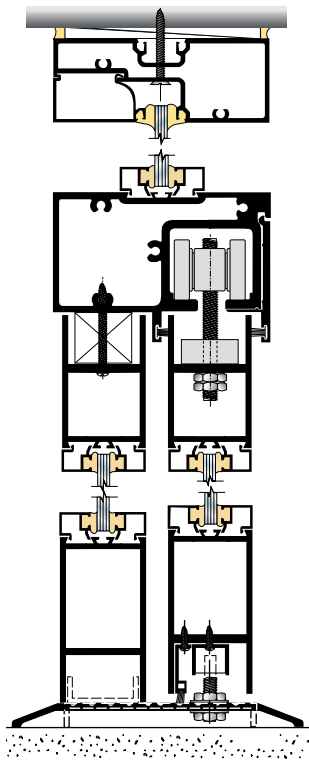


PACER 450 TOP-HUNG SLIDING DOOR SYSTEMS

Rebco's manual Top-Hung Sliding Door System and Top-Hung Bi-Folding Door System utilize thin sightlines appreciated by architects, landowners and business owners alike. Not only does the system offer a clear view of the interior, but secures it via an Adams Rite hook-bolt lock.

Door units glide smoothly on our top edge roller system and are securely held in place with a bottom edge guide (sliders) or high-strength pivots (end fold). These units may be used with or without a threshold. The active door of the sliding system usually is mounted with a 3/4" x 8" straight wire pull. The handles used on bi-folding doors will vary from 1" diameter wire pulls, to finger pulls, depending on the configuration of the system and it's use. In either case, custom hardware and finishes are always on option. Doors can be prepped for 1/4" or 1" glass.

Pacer 450 Series entrances are readily available in four stocked finishes: Clear Anodize, Dark Bronze Hardcoat Anodize, Black Hardcoat Anodize, or White Baked Enamel. As with most Rebco products, custom finishes are also available.



Pacer 450 Series doors are available in narrow, medium or wide stiles. The doors of the Pacer 450 Series work as a perfect compliment to Rebco's standard flush glazed systems.



3 views of Pacer Series 450 End Folding System

In addition to REBCO's standard sliding doors, we now have . . .

PACER 450 TOP-HUNG BI-FOLDING DOOR SYSTEMS

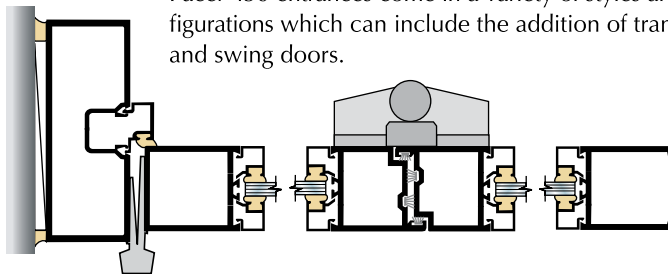
for larger openings

Same rugged fully welded construction as our swing doors.

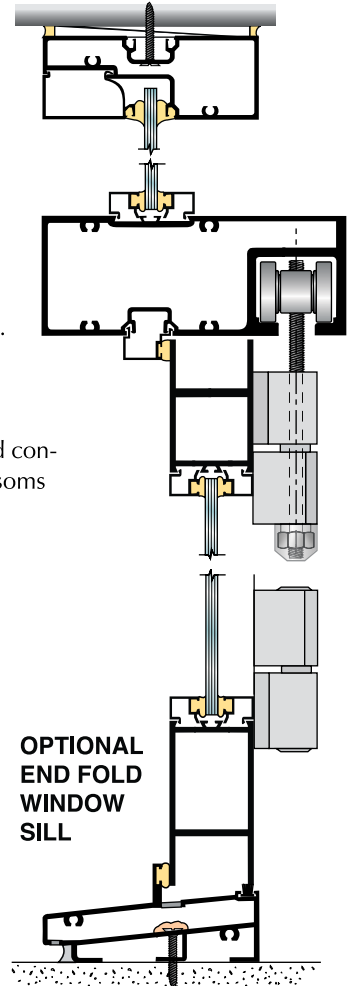
Doors work on a Top Hung HD Pivoting System so you don't have the typical problems associated with bottom caster systems.

In most cases, we can ship units prehung, ready to install, with little or no assembly, within our standard lead time.

Pacer 450 entrances come in a variety of styles and configurations which can include the addition of transoms and swing doors.



Also ask about REBCO's Butt Hung, Multi-Fold Entrances with a triple hinge system that allows for up to 6 doors in an opening.



OPTIONAL END FOLD WINDOW SILL

When it comes to custom entrances, REBCO's in Front!!!

TEL: (973) 684-0200 • FAX: (973) 684-0118 • Outside NY/NJ: (800) 777-0787

REBCO
INCORPORATED


1171-1225 Madison Avenue, Paterson, NJ 07509-2248

www.REBCOinc.com



REBCO
PACER
SERIES 450
DOOR SYSTEMS

**TOP-HUNG
SLIDING DOORS**



Ideal for

- *Malls*
- *Offices*
- *Kiosks*
- *Museums*
- *Restaurants*
- *Pool Enclosures*
- *Auto Dealerships*
- *and more . . .*

**TOP-HUNG
END-FOLD DOORS**



*anywhere a wide opening is desired which
needs to be easily secured upon closing.*